

Easy & Powerful

RS232 Mode Parameters

A> Set Up BAUD Rate

1200



%0Y71



4800

%0Y73



19200

%0Y74

B> Set Up Data Bits

7 Data Bits



%0Y80

C> Set Up Stop Bits

<1 Bit>



%0Y08

D> Set Up Parity

<None>



%0YN7

Odd



%0YN3

Space



%0YN0

E> Handshaking

RTS/CTS Enable



%0188

ACK/NAK Enable



%0144

XON/XOFF Enable



%03K4

2400



%0Y72



<9600>


%0Y77



38400

%0Y75

<8 Data Bits>



%0Y88

2 Bits



%0Y00

Even



%0YN2

Mark



%0YN1

<RTS/CTS Disable>



%0180

<ACK/NAK Disable>



%0140

<XON/XOFF Disable>



%03K0

Language Selection

<US English>



%0ZV0

Italian



%0ZV2

French




%0ZV4

Swedish




%0ZV6

Hungarian




%0ZV8

Belgium



%0ZVA

Denmark



%0ZVC

Turkey



%0ZVE

UK English



%0ZV1

Spanish



%0ZV3

German



%0ZV5

Switzerland



%0ZV7

Japanese



%0ZV9

Portuguese



%0ZVB

Netherlands



%0ZVD

Scanning Line Selection for Multi Parallel lines modes

Multiple Parallel Lines Only



%0DO8

<Double Click to Interchange
Multi Parallel / Single line>



%0DK4

Single Line Only



%0DO0

Specifications subject to change without notice.



0145-85E0N1_V05

PROGRAMMING

QUICK GUIDE

Configuration Flow Chart

① Scan Start of Configuration.

Start Configuration
%S+ / 3

② Scan all necessary labels for parameters that meet all applications.

RS232 Mode Parameters Reading Mode Selection Interface Selection

③ Scan End of Configuration to end the programming.

End Configuration
%\$+ / 4

④ To permanently save the settings by your programmed, just scan label for Save Parameters.

Save Parameters
%\$+ / 0

Set All Defaults
%S+ / 2

Interface Selection
<Keyboard>

USB

Virtual COM (Option)

<Good Read OFF>

Reading Mode Selection

Continuous/Trigger OFF

Continuous/Auto Power On

Flash/Auto Power On

Select Terminator
<CR+LF>

CR

Space

STX-ETX

Version Information
%S+ / 5

RS232

EAN-13/JAN-13/ISBN-13 <ON>

EAN-8/JAN-8 <ON>

EAN-8/JAN-8 OFF

CODE 39 <ON>

CODE 128 <ON>

CODABAR/NW7 <ON>

Interleaved 2 of 5 <ON>

CODE 93 ON

China Postage ON

China Postage <OFF>

Telepen ON

Telepen <OFF>

GS1 Databar Omnidirectional ON

GS1 Databar Limited ON

GS1 Databar Expanded ON

Select All Bar Codes
%A+ / 1

Interface Selection

Flash

Testing

Presentation (Option)

None

LF

HT(TAB)

STX-ETX

UPC-A OFF

UPC-E OFF

UPC-A <ON>

UPC-E <ON>

Symbolics Selection

UPC-A OFF

UPC-E OFF

CODE 39 OFF

CODE 128 OFF

CODABAR/NW7 OFF

Interleaved 2 of 5 OFF

CODE 93 <OFF>

China Postage <OFF>

China Postage <OFF>

Telepen <OFF>

GS1 Databar Omnidirectional <OFF>

GS1 Databar Limited <OFF>

GS1 Databar Expanded <OFF>

GS1 Databar Expanded <OFF>

GS1 Databar Expanded <OFF>

Symbolics Selection